



Internationally indexed journal

Indexed in Chemical Abstract Services (USA), Index copernicus, Ulrichs Directory of Periodicals, Google scholar, CABI ,DOAJ , PSOAR, EBSCO , Open J gate , Proquest , SCOPUS , EMBASE ,etc.



Rapid and Easy Publishing

The "International Journal of Pharma and Bio Sciences" (IJPBS) is an international journal in English published quarterly. The aim of IJPBS is to publish peer reviewed research and review articles rapidly without delay in the developing field of pharmaceutical and biological sciences



Pharmaceutical Sciences

- Pharmaceutics
- Novel drug delivery system
- Nanotechnology
- Pharmacology
- Pharmacognosy
- Analytical chemistry
- Pharmacy practice
- Pharmacogenomics



Biological Sciences

- Polymer sciences
- Biomaterial sciences
- Medicinal chemistry
- Natural chemistry
- Biotechnology
- Pharmacoinformatics
- Biopharmaceutics
- Biochemistry
- Biotechnology
- Bioinformatics
- Cell biology
- Microbiology
- Molecular biology
- Neurobiology
- Cytology
- Pathology
- Immunobiology

**Indexed in Elsevier Bibliographic Database
(Scopus and EMBASE)**

SCImago Journal Rank 0.288

Impact factor 2.958*

Chemical Abstracts
Service (www.cas.org)



A division of the American Chemical Society

CODEN IJPBJ2



Elsevier Bibliographic databases (Scopus & Embase)

SNIP value – 0.77

SJR - 0.288

IPP - 0.479

SNIP – Source normalised impact per paper

SJR – SCImago Journal rank

IPP – Impact per publication

Source – www.journalmetrics.com

(Powered by scopus (ELSEVIER))



LUND
UNIVERSITY



JACKSONVILLE STATE UNIVERSITY

Jacksonville State University
Houston Cole Library
USA (Alabama)



UNIVERSITY OF
OXFORD

Oxford, United Kingdom

INDEX COPERNICUS
INTERNATIONAL

*And indexed/catalogued in
many more university*



*Instruction to Authors visit www.ijpbs.net

For any Queries, visit "contact" of www.ijpbs.net



LUNG CANCER SCENARIO IN SPECIFIC TERRITORIES OF INDIA AND THEIR CAUSES

F.REHMAN

Cancer rehabilitation centre, Faiz-E-Aam Degree College, Meerut, U.P. India

ABSTRACT

Cancer is a major health problem in both developed and developing countries, second only to cardiovascular disease. Lung cancer, in particular, is a disease with high morbidity and mortality, and is a major cause of death among all types of cancers the world over (- 18.2%), causing about 1.38 million deaths per year. The cause of such high mortality rate of lung cancer may be both internal (genetic, mutative, hormonal, poor immune conditions, etc) and external (such as food habits, heavy industrialization, population explosion, life- style, smoking, etc.) Due to high death rate and ill effects of chemotherapy and radiation therapy, many cancer patients seek alternative / complementary medical treatment with milder side effects. Some natural therapies such as direct use of certain medicinal plants or the use of active ingredients extracted from these plants are reported found beneficial in combating cancer. As there exists such a wide scope of deriving potential anticancer agents from these medicinal plants, which need extensive exploration in this area. Till date only a few medicinal plants have attracted the interest of concern therapist. In view of these facts, the objective of the present article is to review the medicinal plants with antitumor potential against lung cancer, the status of lung cancer in specific territories of India and with comparison at Global level, and causes of lung cancer along with their remedial aspects, and mechanism of action.

KEY WORDS: cancer, Medicinal Plants, Diet, Smoke, Population explosion



F.REHMAN

Cancer rehabilitation centre, Faiz-E-Aam Degree College, Meerut, U.P. India

*Corresponding author

INTRODUCTION

Cancer is a group of diseases caused by loss of cell cycle control and associated with abnormal uncontrolled cell growth[1], which may occur at any time, at any age, and in any part of the body. Cancer is the leading and sub leading cause of death in economically developed and developing countries, and is second most common disease after heart disease[2], and would overtake 70% of cancer deaths, in the developing world. Literature revealed that 14.1million cancer patients were diagnosed in 2012, and this number is expected to be 15 million by 2020, about 8 million people died of cancer in 2012 [3], and this number would reach 13.1 million in 2030. In India, cancer has become one of the ten leading cause of death and their number is rising alarmingly and from the Year 2020 onwards more than 2 million new cancer patients will add every year. The most frequently observed cancer in Indian population are of lungs, breast, colon, rectum, stomach and liver[4], and approximately 50-60% cancer patients die each year. According to Indian council of medical research (December 2011), 5,14,470 cancer deaths were noted in 2009, 5,24,911 in 2010 and 5,35,767 were reported in 2011 this number is expected to rise to 7,00,000 by 2015 and five fold by 2025. A majority of cancer patients in India are between 30 to 70 years of age, such a high incidence of cancer may be both internal like genetic, hormonal and poor immune condition as well as external environmental factors such as food habits, heavy industrialization, population explosion, smoking, ultraviolet rays and life-style, smoking, etc. Lung cancer is the second most common cancer in world over which causes 19.4% (1.38 million) of the total deaths annually[5]. The incidence rates of lung cancer are generally higher among men than women, and 80% of all cancer cases are non-small cell lung carcinoma, while remaining cases are small cell lung carcinoma. Recently surgery, radiation, chemotherapy, hormones, immunotherapy including STAT3 pathway inhibition, cell cycle arrest, Htert silencing, chitin inhibition and ALK (anaplastic lymphoma kinase) gene inhibitor technique are used to cure different type of cancers. Although chemotherapy is most frequently

used, but they have side effects which prevent their extensive usage. Now-a-day approximately 70% of the world population is depending on medicinal herbs or traditional medicine. The use of traditional medicine has again increased dramatically, in the last two decades[6]. More than 50% of all modern drugs in clinical are use of natural products[7]. Cancer can be controlled by the intake of active ingredients of medicinal plants. There are at least 2,50,000 species of plants, out of which more than one thousand plants have been found to possess significant anticancer properties, while a large number of plants products are still remains to studies in details. In India the medicinal plants have been used to treat different type of cancer and some plant products are marketed as anticancer drugs based on the traditional uses and scientific reports, which may promote host resistance against infection by re-stabilizing body equilibrium and conditioning the body tissues. These plants may contributed novel compounds for preventive and curative medicine to modern science. The secondary metabolites are of specific interest to scientist because of their unique pharmacophores and medicinal properties. secondary metabolites specially poly phenols are commonly used in treating or preventing specific ailments, such as atherosclerosis, diabetes mellitus, cancer and various type of communicable disease caused by different microbes. One of the reasons for these diseases could be the imbalance between reactive oxygen species and antioxidant defense systems, which may increase the oxidative burden over the body and lead to alter the metabolic activities of the cell and such processes are thought to play an important role in pathological processes of various diseases. Antioxidants neutralize the effect of free radicals through different ways and may provide defense towards various diseases. Plant and herb which exhibit antioxidant properties are therefore has widely been used for the treatment of various diseases. This paper high-lights the lung cancer context in specific territories of India, causes and their remedial aspects by specific medicinal plants and their active ingredients with a recent advances in understanding mechanism of action and structure function

relationship of nature derived anticancer agents.

2. Lung Cancer Global Status

The lung cancer is most commonly diagnosed cancer world over, accounting for 12.7% or 1.61 million of the total cancer cases in 2008 and this number rose to 13% or 1.8 million in 2012, which causes 1.6 million or 19.4% casualties in 2012, while this number was 1.38 million and 18.2 % of the total in 2008. In

contrast to the 5 year survival of 52 % in all cancers, the lung cancer survival rates continue to be poor [8,9]. The decline trend of age-adjusted lung cancer death rate in USA over a period of six decades has been noted in males whereas the same trend in female rising mainly because of the declining smoking habits in males & increasing smoking habits in females. The regional burden of lung cancer (cases and deaths) in the world is shown in Table-1 and figure 1 and 2.

Table 1
The worldwide distribution 2008 of the incidence of lung cancer

Region	Male		Female		Both Sexes	
	Cases	Deaths	Cases	Deaths	Cases	Deaths
World	1095	951	513	427	1608	1378
More developed region	482	411	241	188	723	599
Less developed regions	612	539	271	239	883	778
WHO Africa region (AFRS)	12	11	4	4	16	15
WHO Americas region (PAHO)	172	144	134	101	306	245
WHO East Mediterranean region (EURO)	21	19	5	4	26	23
WHO South-East Asia region (SEARD)	108	97	42	37	150	134
IARC Membership (21 countries)	456	386	233	180	689	566
United States of America	114	90	100	71	214	161
China	351	304	170	148	521	452
India	47	41	11	10	58	51
European Union (Eu-27)	207	182	80	70	287	252

Estimated numbers in thousands- (GLOBACON)

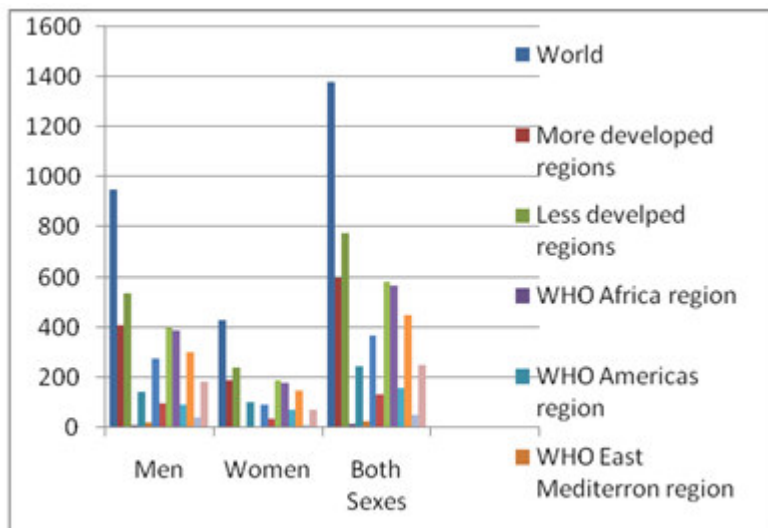


Figure 1
Graphical Representation of Data Shown in Table-1
(Total No of Cases)

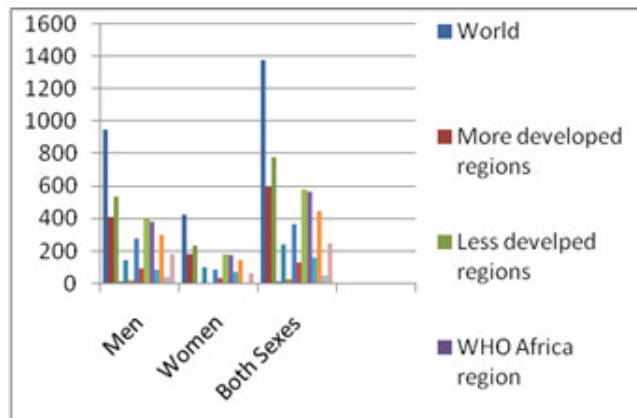


Figure 2
Graphical Representation of Data Shown in Table-1
(Total No. of Deaths)

3. Lung Cancer in India Scenario

Lung Cancer constituted 14.4% of all cancers in India[9]. On the basis of sporadic information collected from different hospitals of the country, incidence of lung cancer in hospital population was 27.4 per million in 1950 and in 1959 increased to 78.6 per million[10]. Lung cancer is frequently observed among all chest diseases [11]. As per ICMR 2002, a total of 41000 lung cancer cases were diagnosed with a M:F ratio of 4.5:1 and varies with age and smoking status. The ratio increases progressively up to 51-60 years and

then remains the same. In India above 40% of patients of lung cancer are less than 50 years of age and 11% are less than 40 Years, while in younger age group lung cancer is commonly misdiagnosed as tuberculosis. Non-small cell lung cancer constitutes 75-80% of lung cancers and more than 70% of them are in stages III & IV, while the small lung cancer constitutes 20% of all lung cancers and found in the extensive stage in 70% of patients at the time of diagnosis. The lung cancer in India as per Globacon report is shown in the Table-2

Table 2
Lung Cancer in India

Data Head	Male	Female	Both Sexes
Population (thousand)	610618	570793	1181412
Number of new cancer cases (thousands)	430.1	518.8	948.9
Age standardized rate (W)	92.9	105.5	98.5
Risk of getting cancer before age 75(%)	10.2	10.8	10.4
Number of cancer deaths (thousands)	321.4	312.1	633.5
Age-standardized rate (W)	71.2	65.5	68.0
Risk of dying from cancer before age (75%)	8.0	7.1	7.5

On the basis of data collected from different source, it has been noted that total number of cancer patients in 2004 were 390809, in 2009 were 962832 , in 2010 were 979786 and 1193426 in 2011. Thus it is clear from the data that the cancer patients in both sexes

increased gradually with time and their number would reached 1387069 in 2016, 1611625 in 2021 and 1869983 in 2026 as shown in table-3 figure-3. It has also been noted that female cancer patients dominant to male cancer patients

Table 3
Year- wise Total Cancer Ascendency in India.

	2004	2009	2010	2011	2016	2021	2026
Male	390809	454852	462408	589866	684918	799957	934268
Female	428545	507990	517378	603560	702151	811668	935715
Both Sexes	390809	962832	979786	1193426	1387069	1611625	1869983

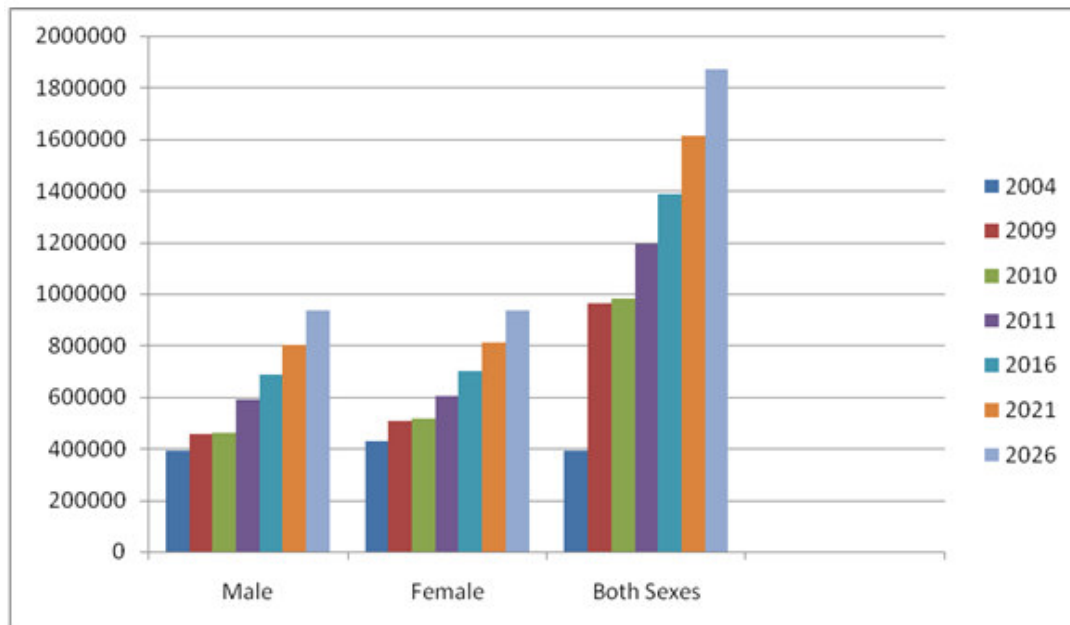


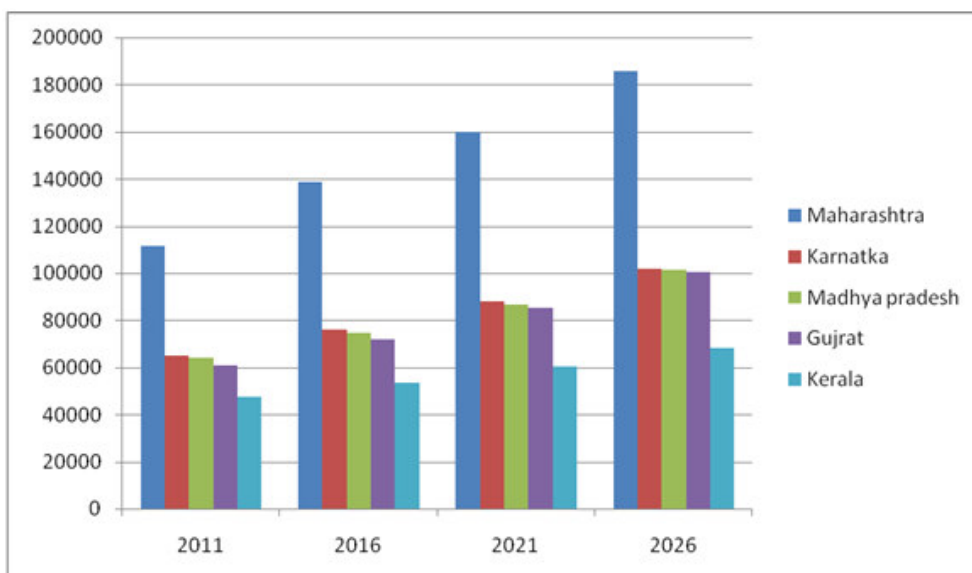
Figure 3
Year -wise Total Cancer Ascendency in India.

National Cancer Registry Program of the Indian Council of Medical Research (ICMR 1988-1989) showed varying degree of cancer incidences in different metro cities of India and found that the most common form of malignancies in male during 1989 in Delhi,

Bombay, Bhopal, Madras, Bangalore were trachea, bronchi and lungs. Now, effort have also been made to calculate the total number of cancer patients in different metro-cities of India during 2011-2026. (Table -4, Fig-4)

Table 4
Projected Annual Number of new cancer cases in Males & Females in different metro cities of India during years 2011-2026.

States	2011		2016		2021		2026	
	Male	Female	Male	Female	Male	Female	Male	Female
Maharashtra	49609	61900	68360	70539	79773	80356	93919	91966
Karnatka	31340	33769	36603	39252	42818	45335	49935	52047
Madhya Pradesh	31537	32405	36663	37792	42982	43822	50710	50896
Gujrat	29301	31375	35164	36840	42249	42891	50544	49705
Kerala	21735	25520	24616	28682	28175	32168	32225	35894



Data obtained from figure clearly indicate that Maharashtra has highest cancer patients and lowest in Kerala. In Maharashtra, total no. of cancer patients were 111509 in 2011, and would be approximately 138899 in 2016, 160129 in 2021 and 185885 in 2026. Karnataka had the second highest number of cancer patients with 65109 in 2011 and would be approximately 75855 in 2016, 88153 in 2021 and 109182 in 2026. Third highest cancer patients were noted in Madhya Pradesh with the number 63942 in 2011 and this number approximately would become 74455 in 2016, 86804 in 2021 and 101606 in 2026. Gujarat occupied the fourth position with a total number of 60676 in 2011 and their number would be 72004 in 2016, 85140 in 2021 and 100249 in 2026. While Kerala had the least no. of cancer patients among experimental metro-cities with 47255 in 2011 and their number approximately would be 53298 in 2016, 60343 in 2021 & 68119 in 2026. These differences may be due to environmental effect, nature of food & life style etc.

4. Causes of Cancer

The cancer causes are diverse, complicated and only partially understood. The cancer casualties that are directly or indirectly effected by tobacco use (25-30%), dietary and obesity (30-35%), exposure of radiation 10%, infection (15-20%). Lack of physical activity, obesity and environmental pollutants [12]. These factor may directly damage the genes or combine with existing genetic faults within the cell to cause cancerous mutations [13]. Approximately 5-10% of cancers can be traced directly to inherited genetic defects [Retrieved 2013]

5. Main Causes of Lung cancer in India

5.1 Smoking and lung cancer

In India, tobacco caused 100 million deaths in 20th century if current trends continue, it may cause one billion death in 21st century. In India Tobacco smoking (mainly in the form of beedi, cigarettes & hukka) is the major cause of lung cancer and 90% cases result from tobacco exposure, which include 87% active exposure and 3% passive exposure. The percentage of tobacco-related products smoked in India are beedi [28.4- 79%], cigarettes [9 – 53.7%], hukka [3.4 -77.3%] and mixed [7.5 – 13.6%][14-16]. According to

National Family Health Survey[17], ascendancy of tobacco use (all forms) was 57% in men & 10.8% in women. In India, one third of men (33.4%) and 1.4 % of women were beedi / cigarette smokers. The numbers of active adult smokers are higher in the rural areas (31.3%) as compared to urban area (21.5%) [18]. Tobacco is the most important identified cause of cancer and is responsible to 30 to 50% cancer in men and about 10-15% of cancer in women, in different registry area [NCRP 2008]. Cigarette smoke has more than 60 carcinogenic molecules, out of these benzo- α -pyrene and N-Nitrosamine NNK are highly carcinogenic in nature and form adduct with DNA and protein which increase the chance of DNA mutation and interfere with proper function of protein [19]. The relative risk of developing lung cancer is 2.64 for beedi smokers, 2.23 for cigarette smokers and with 2.45 as the overall relative risk [16,19]. Hukka smoking has also been associated with lung cancer with an odds ratio of 1.94[20]. It has been noted that beedi is more carcinogenic [21]. Currently, It has been noted that 89 % of men & 33 % women ever smokers suffer lung cancer as compared to respectively 60% of men and 20% of women among control. The odds ratio (OR) for ever smoking was 5.0 (CI 3.11 – 8.04) among men and 2.47 (CI 0.79 – 7.75) among women. Smoking of beedi and hukka as well as cigarettes has similar ORs for cumulative consumption. The daily consumption of all forms of tobacco use was higher among the lower income quintile (41.8%) compared to higher income quintile (15.5%) and in the elderly population (43.9% among 65+ age group) compared to younger age group (14.7% among 18-24 age group). Environmental tobacco smoke carries a relative risk of developing lung cancer of 1.48 (1.13 – 1.92) in male and 1.2 in females (1.12 – 1.29), while the odds ratio of environmental tobacco smoke during childhood was found 3.9 (95% CI 1.9-8.2) and while OR in female is higher depend upon the number of smokers and duration of exposure is higher 5.1) [22,23].

5.2. Diet and Lung cancer

In India improper diet is one of the main reason of cancer causes. The role of dietary factor towards cancer varies greatly according to the type of cancer [24,25]. It has been

noted that some dietary factor with lowest intake of food rich in β -carotene, vitamin A and vitamin E have highest risk of lung cancer [26-29]. The green vegetable and bananas have protective effect on development of lung cancer [30], while pumpkins and onion have most invariable shielding effect on lung cancer and on the other hand dietary cholesterol and animal fat increases the risk of lung cancer [31]. Carrots and tomatoes decrease the risk of lung cancer about 20 - 25% which is due to α -carotene and lycopene [32]. It has been found that flavonoids (found in apples) and iso thiocyanate (found in cruciferous vegetables) also reduce risk of lung cancer [33]. Beans, chickpeas, lentils, and pulses have been significantly used to reduce cancer [34,35]. The heavy consumption of red

meat is the main cause of several types of cancers [36], which is due to the production of heterocyclic amines at elevated temperature, and food stored in plastic containers may also become carcinogenic due to bisphenol A in plastic [37].

CONCLUSION

Lung cancer is most commonly diagnosed cancer worldwide and is the major cause of deaths among all types of cancers. In India it constitutes 14.4% of all cancers and is noted in early ages also, which is a matter of great concern. Lung and other types of cancer are due to external factors and can be checked by changes in lifestyle.

REFERENCES

- Krishnamurthi K. Screening of natural products for anticancer and antidiabetic properties. *Health administrator*, 122, 69-75, (2007)
- Jemal A, Siegel R, Ward E, Murray T, Xu J, Thun M. *J Cancer Statistics. CA Cancer J Clin*, 57, 43-66, (2007)
- Bray F, Ferlay J, Moller B. Predicting the future burden of cancer. *Nat. Rev Cancer*, 6, 63-74, (2006).
- Ferlay J, Sim HR, Bray F, et al. Estimation of world wide burden of lung cancer 2008. *Globocan 2008. International journal of cancer*, 2010
- Murthy N S, Mathew. *A Cancer Epidemiology, Prevention and Control. Curr Sci*, 4-25, (2004).
- Goel R K and Sayaram K. Anti-ulcer drugs from indigenous sources with emphasis on *Musa sapientum*, *Tamrabortia*, *Asparagus*, *Resinosus* and *Zingiber officinale*. *Indian J Pharmacol*, 34, 100-110, (2002).
- Rao C V, Sairam K and Goel R K. Experimental evaluation of *Bacopa monnieri* on rat gastric ulceration and secretion. *Indian J Physiol pharmacol*, 44, 435, (2000).
- Zelicourt MD, Detournay B, Comte S, Stockemer V. Epidemiology cost of Lung Cancer in France. *Bull Cancer*, 88, 753-758, (2001)
- Zhouglia Li Xing, Bing Xue Za Zhi. An analysis of incidence mortality and survival rates of lung cancer in Beijing Au, 12, 2003-2007, (1991).
- Vishwanathan R, Gupta S, Lyer P V K. Incidence of primary lung cancer in India. *Thorax*, 17, 73-76, (1962)
- Wig K L, Lazaro E J, Gadekar N G, Guleria J S. Bronchogenic carcinoma (clinical features and diagnosis). *Ind. Chest Des.* 1961, 3, 209-218, (1961)
- Anand P, Kunnumakkara A B, Sundaram C, Hari kumar K B, Tharakan S T, Lai D S, Sung B, Agrawal B B. Cancer is a preventable disease that requires major life style changes. *Pharm Res*, 25(9), 116, 2097-2116, (2008).
- Kinzler, Kenneth W, Vogelstein, Bert. "Introduction". *The genetic basis of human cancer* (2nd illustrated revised ed.) New York MC Graw-Hill, Medical pub. Division. ISBN, 978-0-07-137050-9, (2002).
- Ministry of health and family welfare Gov. Report of the expert committee on the economic of tobacco use. New Delhi, Government of India, (2001).
- Bhosle R B, Murti P R and Gupta P C. Tobacco habits in India, In. Gupta P C, and Hamner J E III (eds) (1990). *Control of tobacco related cancers and other disease, International Symposium.* Oxford University press, Bombay, 25-46, (1992).

16. Notani P, Sanghavi L D. A retrospective study of lung cancer in Bombay. *Br. J Cancer*, 29, 477-82, (1974).
17. International Institute for population sciences, Macro International. National Family Health Survey (NFHS-3, 2005-2006) India, Mumbai, IIPS, "2007"
18. International Institute for Population Sciences, World Health Organization (WHO). India-WR Office. World Health survey, 2003. India, Mumbai: IIPS: 2006
19. International Institute for Population Sciences, World Health Organization (WHO). India-WR Office. World Health Survey, 2003. India, Mumbai: IIPS: 2006
20. Gupta D, Boffatta P, Gaborieau V, Jindal S K. Risk factor of lung cancer in Chandigarh, India. *Indian J Medical Res.*, 113, 142-150, (2001).
21. Jindal S K, Behera D. Clinical spectrum of primary lung cancer, Review of Chandigarh experience of 10 years. *Lung India*, 8, 94-98, (1990).
22. Zhong L, Goldberg M S, Parent M I, Hanlay J A. Exposure to environmental Tobacco smoke and the risk of lung cancer, meta analysis. *Lung Cancer*, 27, 318, (2000).
23. Rapety A, jindal S K, Gupta B, Buffeta. Passive smoking and lung cancer in Chandigarh. *India-Lung Cancer*, 23, 183-189, (1999).
24. Anand P, Ajay kumar B K, Sundaram C, Kuzhuvelil B H, Sheija T T, Oiki S L, Sung B, Bharat B. Cancer is a preventable disease that requires major life style changes. *Pharm Res*, 25, 2097-2116, (2008).
25. Willett WC. Diet and cancer. *Oncologist*, 5, 393-404, (2000).
26. Shekelle R V, Lepper N, Lio S et al. Dietary vitamin A and risk of cancer in western elecytic study. *Lancet*, 2, 1185-1190, (1981).
27. Heinonen . The effect of vitamin E and β -carotene on the incidence of lung cancer and other cancer in male smokers, the α -tocopherol, β - carotene, cancer prevention study group. *N England J Med.*, 330, 1029-65, (1995).
28. Hennekens CH, Burning JE, Menson JE et al. lack of effect of long term supplementation with β carotene on the incidence of malignant neoplasm and cardiovascular disease. *N Engl J Med.*, 334, 145-1149, (1996).
29. Omenn G S, Goodman G E, Thornquist M D et al. Effects of a combination of β -carotene and Vit A on lung cancer and cardiovascular disease. *N Engl. J Med.*, 334, 1150-55, (1996).
30. Shankarnarayanan R, Varghese C, Dugffy S W et al. A case central study of diet and lung cancer in Kerala, south India. *Int. J Cancer*, 58, 644-649, (1994).
31. Law N. Dietary fat and adult diseases and the implication for childhood nutrition and epidemiological approach. *Am J Clin Metr.*, 272, 1291, 1296, (2000)
32. Michaud D S, Faskanich D, Rimm E B. Intake of specific carotenoids and risk of lung cancer into prospective US cohorta. *Am J Clin Nutr.*, 72, 990-997, (2000).
33. Goodman G E. Prevention of lung cancer, *Crit Rev and Hematol*, 2000, 33, 187-197, (2000).
34. Jain MG, Hislaw GT, Howe GR, Ghadirian P, Plant foods . antioxidant and prostrate cancer risk finding from case control studies in Canada. *Mutr cancer.*, 34, 173-84, (1999).
35. Mills P K, Beason W L, Phillips R L, Fraser G E. Cohort study of diet, life style, and prostrate cancer in Adventistmen. *Cancer.*, 64, 598-604, (1989).
36. Chao A, Thun M J, Connel C J, Mc Cullough M I, Jacobs E J, Flanders W D, Rodriguez, Sinha R, Calle E E. Meat consumption and risk of cholorectal cancer. *JAMA.*, 293, 172-182, (2005).
37. Durendo M, Koss L, Piva J, Sonnen Schein, Soto A M, Laque E H, Munoz-de-Toro M. Prenatal bis phenol, A exposure induces preneoplastic leasions in the memory gland, in the vista rats. *Environ Health prospect.*, 115, 80-86, (2007).